

Full E band MPA, Psat=+13dBm



Product Overview

AT-PA-6090-2513 is a medium power amplifier operating in the 60-90GHz frequency range. The MPA is packaged in a waveguide module using industry standard WR12.

MMIC technology LNA Chip is used, which ensures reliable and repeatable unit-to-unit result. Higher gain amplifier can be achieved.

More information, please visit www.atmicrowave.com

Advantages

- ✓ Frequency: 60-90GHz
- ✓ Gain: 25dB
- ✓ Pout: +13dBm
- ✓ Single Supply

Application

- ✓ E band Communication
- ✓ FOD (Foreigner Objects Debris)
- ✓ Test Equipment
- ✓ ROF (RF Over Fiber)
- ✓ Radar System

Key Features

Parameter	Min	Typical	Max
Frequency		60-90GHz	
Gain	25	28dB	
Output P1dB		+10dBm	
Psat		+13dBm	
Noise Figure		8dB	
Drain Supply		+5V/350mA	+8V
Input Return Loss		-5dB	
Output Return Loss		-5dB	
Spec Temp		25C	





AT-PA-6090-2513

60-90GHz Medium Power Amplifier

Mechanical Information

Item	Description
Input Port	WR-12
Output Port	WR-12
Case Material	Copper
Finish	Gold Plated
Weight (Without Heatsink)	270g
Size:	57.5x40.5x22.4 mm

Absolute Maximum Ratings Table

Parameter	Value
Drain Supply	+9V
RF Input Power	+0dBm
Operating Temperature	0 to +50C
Storage Temperature	-65 to +150C

Notes:

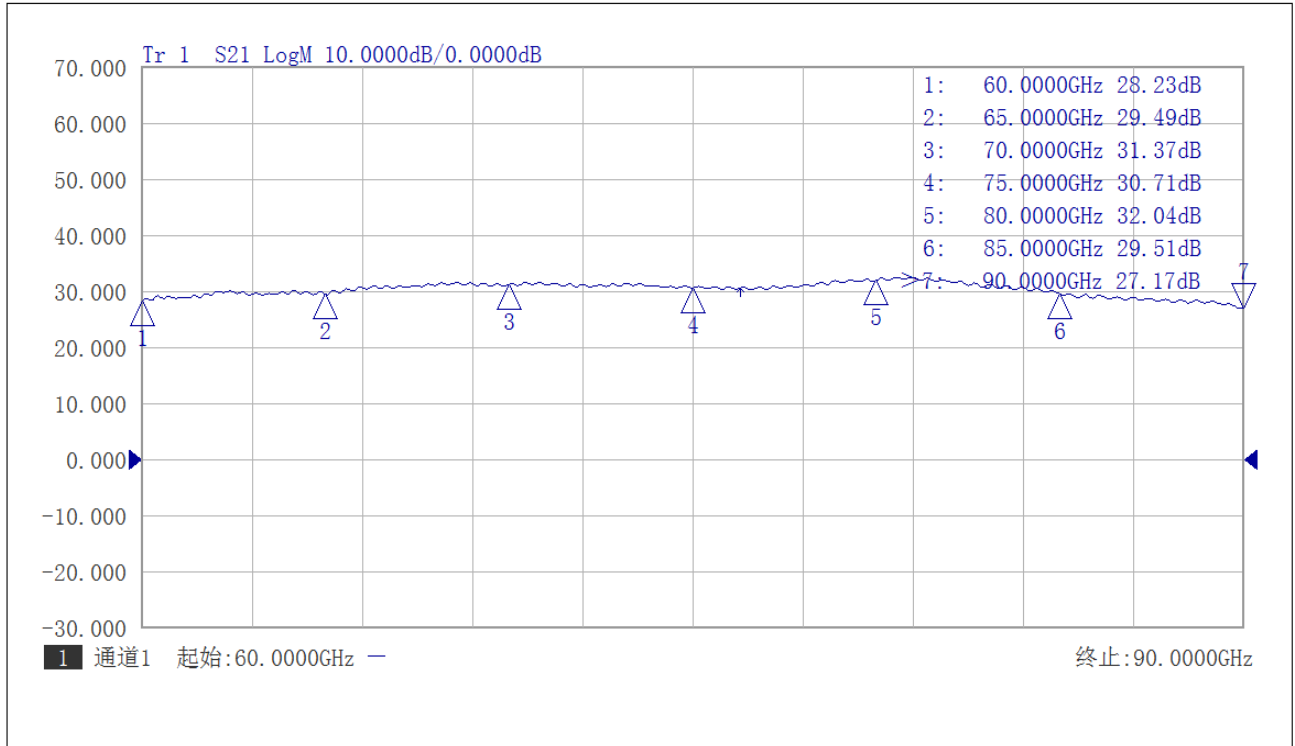
1. Datasheet may be changed according to update of MMIC, Raw materials , process, and so on.
2. This data is only for reference, not for guaranteed specifications.
3. Please contact AT Microwave team to make sure you have the most current data.

Part Number Selection Guide

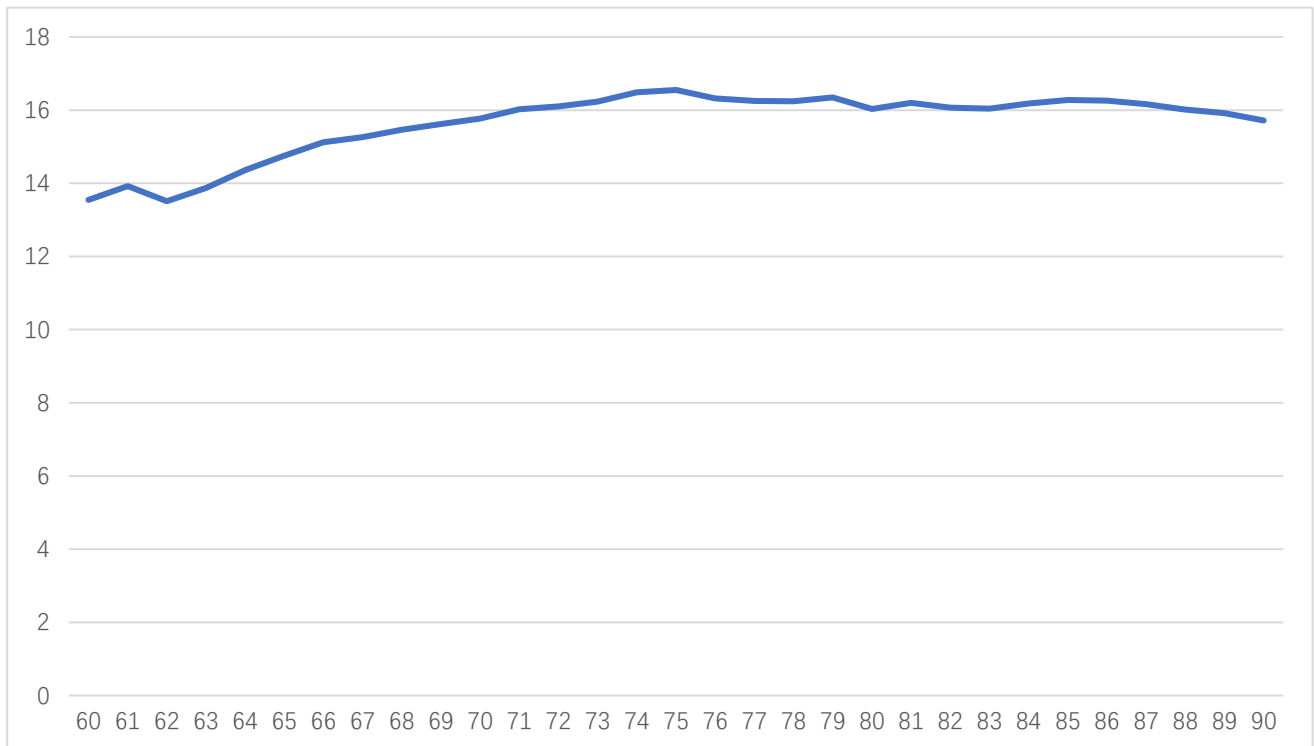
Item	Description
PN	Stand Module with DC Power Supply
PN-LCBT	<u>L</u> ow Cost, <u>C</u> ompact <u>B</u> ench- <u>T</u> op, +220V Supply with AC/DC Adapter



Test Data (25C)



Gain Vs Frequency



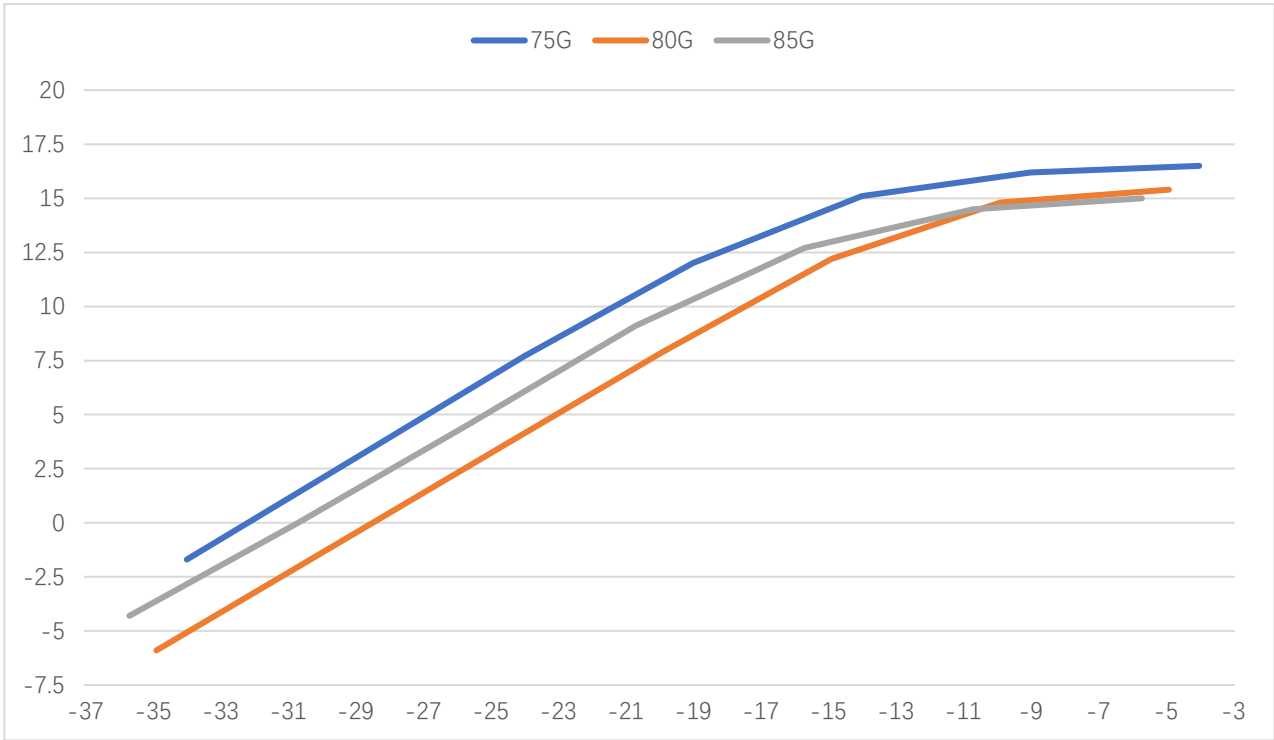
Psat Vs Frequency





AT-PA-6090-2513

60-90GHz Medium Power Amplifier



Pout vs Pin at 75/80/85GHz



Dimension: (mm)

